

# GREIFF

LEASING



WORKWEAR FOR TEXTILE  
SERVICE PROVIDERS



DEAR READERS,

GREIFF has always been focused on quality: We are your partner for high-quality workwear. With a passion for corporate clothing and a wealth of experience we keep optimising our collections CORPORATE, GASTRO and CARE with new ideas and exciting innovations. Keeping up with market demands we use new materials and cuts to make our products more functional, durable and sustainable. A responsible use of resources is the basis for all our decisions: GREIFF is committed to using sustainable materials and providing fair production conditions throughout the entire manufacturing chain.

We are the experts for professionals. Tradition, innovation and responsibility are our DNA. We love providing excellent customer service and expert advice to help you choose the right garments for your business.

For this leasing catalogue we have selected, tested and evaluated those products that meet the highest requirements concerning durability and care and that are available in large quantities at all times.

Whatever moves you and your customers on the job - GREIFF fits.

Yours,  
Jens Möller,  
Managing Director and owner of GREIFF



© ullmer GmbH & Co. KG

# INDEX

## GREIFF LEASING CATALOGUE

- 02 PREFACE
- 05 ASSESSMENT SYSTEM
- 06 SUSTAINABILITY
- 08 ESSENTIALS
- 18 CORPORATE: PREMIUM
- 22 CORPORATE: CASUAL
- 28 GASTRO
- 38 CARE

# OUR FABRICS MAKE THE DIFFERENCE



Recycled Materials

### Recycled materials

100% of the polyester in this textile is from recycled materials. The fibres were obtained from plastic bottles and fibre waste. This allows us to reduce our carbon, energy and water loads in the manufacture of your clothing.



Mulesing Free

### Mulesing free

The respectful treatment of animals is important to us and our suppliers: Together we promote animal-friendly husbandry and high ethical and ecological standards.



Non Iron

### Non-iron cotton

The special meshing of the cotton fibres means the fabric does not crease easily. As a result, creases fall out practically by themselves after washing. The fibres dry quickly and are extremely easy to care for. They are wicking body moisture away to the outside of the fabric and ensuring optimum comfort.



Stretch

### Stretch

The synthetic elastane fibres processed here have unique elasticity and shape retention. They can be stretched to up to seven times their original length.



Moisture Wicking

### Moisture-regulating

This textile contains a specially developed fibre that transports moisture from the inside of the fabric to the outside. Thanks to its high breathability, the fibres also improve the heat-regulating effect of your clothing. The fibre is wrinkle-resistant, is low-shrink and easy to care for. The elasticity also ensures a good fit and optimal comfort.



Easy Care

### Easy Care

It doesn't take much to enjoy pristine clothes. Various finishing technologies make your items especially hard-wearing, meaning regular washing and tumble-drying cycles do not pose a problem.



Bi-Stretch

### Bi Stretch

This takes "Stretch" one step further and makes your clothes even more comfortable to wear. This is thanks to the synthetic elastane fibres that are used both for the weft and warp of your fabric.



Water & Dirt Repellent

### Water- and dirt-repellent

This finish protects your clothes from the demands of everyday life without altering the fabrics' natural appearance, breathability or feel.



### Organic cotton

Organic cotton does not use any artificial plant protection products or fertilisers. It is grown according to the strict guidelines of organic farming.



Denim

### Denim

The distinctive and timeless denim material in these textiles impresses with high durability and great comfort.



Machine Washable

### Machine-washable

No chemical cleaning necessary, because this textile can be washed at home using our care instructions, with no need to fear any drawbacks.

# FROM PROFESSIONALS FOR PROFESSIONALS


## DURABLE RENTAL CLOTHING THAT PERFECTLY SUITS YOUR REQUIREMENTS

Today's professionals have to perform at the highest level and need workwear that is just as efficient. We at GREIFF know this: We produce high-quality workwear that everyone in the team enjoys wearing all day.

Durability, sustainability and comfort are top priorities in the development of our leasing collections: Garments that combine contemporary design, excellent care properties and long wearability.

Our collections are perfectly tailored to the business, hotel and care industries.

With our new assessment system you can easily find the product best suited for your needs. The different criteria are based on our experience and on detailed partners feedback. We would also be delighted to advise you personally and help you identify which requirements your garments must meet. Together we will find the ideal solution.



## THE ASSESMENT SYSTEM



### WASHING

We evaluate the washing method, maximum washing temperature and the use of various detergents, chemical cleaning agents, chlorine and disinfectants, as these can have a major influence on the durability of the garment.



### SUSTAINABILITY

Sustainability is evaluated with regard to environmental aspects and social responsibility. Recycled materials, biodegradability and environmentally friendly processes are important factors. So are working conditions and packaging.



### DRYING

Different types of dryers can damage the material, as can excessive temperatures. We compare drying technique, maximum drying temperature and finish. We also assess whether the garment needs to be ironed after drying.



### COMFORT

We look at the stretch content, the weight of the garment and whether it feels comfortable on the skin. In addition finishes such as easy-care, water- or dirt-repellent properties, non-iron or moisture-regulating properties are taken into account.



### WASHING CYCLES

We look at the durability of the garment and the cycle of wearing and washing until it shows signs of wear. The type of material and how it reacts to the washing processes is important. We assess its durability and how well it stands up to everyday wear and tear.


### THIS IS HOW IT WORKS

To help you select the right product you will find the following chart for each garment in this catalogue:

☑	☑
☑	☑
☑	☑
☑	☑

# WE TAKE THE SUSTAINABLE PATH

Sustainability determines our daily actions. We assume responsibility towards people and the environment. Our workwear is abrasion resistant, durable and sophisticated - always one step ahead of so-called fast fashion. But we also go the extra mile: We are actively committed to a safe workplace for all employees in the production process as well as to the conservation of natural resources. Fair trade and the highest possible transparency are close to our hearts. That is why you can see where "your" product was made on myGREIFF.de. Numerous memberships and certifications show our commitment to advocate for change across the industry.



On myGREIFF.de you can track the entire production process of your product, from fibre to finish. You'll see where the raw materials come from and where they were processed.



We are a member of the Fair Wear Foundation (FWF). By implementing the working policies of this organisation in our production facilities, we continually improve the labour and social conditions of local people.



We are part of the Textile Alliance, which was initiated in 2014 by the German government. Its purpose is to facilitate exchange between economics and politics. Together with our alliance partners, we set goals for ourselves to improve sustainability throughout the entire production chain.



We are co-founders of the MaxTex Association. Together with our partners, we combine expert knowledge and develop innovative product solutions to promote sustainability in the textile industry.

INCLUDES



The Fairtrade product seal for cotton stands for fairly grown and traded raw cotton, which can be traced directly through all production steps, and is processed separately from non-Fairtrade cotton. The cotton in textiles that carry this seal is 100 percent Fairtrade certified.



The Green Button is a state seal for sustainable produced fabrics. It sets binding requirements to protect people and the environment. A total of 46 demanding social and environmental standards must be met.



We use TENCEL™ fibres in parts of the collection. The innovative cellulose fibre is extracted from wood and processed sustainably.



Based on the STANDARD 100 by OEKO-TEX®, more and more of our products carry the traceable MADE IN GREEN by OEKO-TEX® seal, which also monitors environmental friendliness and working conditions in the production facilities.



We rely on the STANDARD 100 by OEKO-TEX® – a uniform and independent certification system for textile products. It stands for textiles that have been tested for harmful substances and products that do not pose health risks.



INDISPENSABLE IN  
EVERYDAY BUSINESS

ESSENTIALS

HARD-WEARING AND COMFORTABLE:



**Fabric:**  
100% cotton, 125g/m<sup>2</sup>  
**Care:**  
🧺🧼🧊🧻🌀

👕	👖
👗	👚
👚	👚
👚	👚
👚	👚
👚	👚

1 | white



**1 | Men shirt Slim Fit 67540**  
New Kent collar, adjustable cuff  
button on sleeve slit.  
**Sizes:** 35/36-43/44  
● white 67540.1220.090

2 | white



**2 | Men shirt Slim Fit 67550**  
Short sleeve, New Kent collar.  
**Sizes:** 35/36-43/44  
● white 67550.1220.090

3 | white



**3 | Ladies blouse Slim Fit 65540**  
Kent collar, wide 2-button cuff.  
**Sizes:** 32-42  
● white 65540.1220.090

4 | white



**4 | Ladies blouse Slim Fit 65550**  
Short sleeve, Kent collar.  
**Sizes:** 32-42  
● white 65550.1220.090

OUR LONG-LASTING CLASSICS:



white



bleu



Non Iron

**Fabric:**  
100% cotton, 125 g/m<sup>2</sup>  
**Care:**  
🧺🧼🧊🧻🧱

🧺	🧼
🧊	🧻
🧱	🧱
🧱	🧱

1|  
bleu



**1 | Men shirt Regular Fit 67500**

New Kent collar, breast pocket, adjustable cuff button on sleeve slit, 2 back pleats.

**Sizes:** 35/36-47/48

● white 67500.1220.090 ● bleu 67500.1220.029

2|  
bleu



**2 | Men shirt Regular Fit 67510**

Short sleeve, New Kent collar, breast pocket 2 back pleats.

**Sizes:** 35/36-47/48

● white 67510.1220.090 ● bleu 67510.1220.029

5|  
white



**5 | Men shirt Comfort Fit 67520**

New Kent collar, breast pocket, adjustable cuff, button on sleeve slit, 2 back pleats.

**Sizes:** 39/40-51/52

● white 67520.1220.090

6|  
white



**6 | Men shirt Comfort Fit 67530**

Short sleeve, New Kent collar, breast pocket 2 back pleats.

**Sizes:** 39/40-51/52

● white 67530.1220.090

3|  
bleu



**3 | Ladies blouse Regular Fit 65500**

Kent collar, wide 2-button cuff.

**Sizes:** 32-52

● white 65500.1220.090 ● bleu 65500.1220.029

4|  
bleu



**4 | Ladies blouse Regular Fit 65510**

Short sleeve, Kent collar.

**Sizes:** 32-52

● white 65510.1220.090 ● bleu 65510.1220.029

7|  
white



**7 | Ladies blouse Comfort Fit 65520**

New Kent collar, breast pocket, adjustable cuff.

**Sizes:** 36-60

● white 65520.1220.090

8|  
white




**8 | Ladies blouse Comfort Fit 65530**

Short sleeve, New Kent collar, breast pocket.

**Sizes:** 36-60

● white 65530.1220.090

PERFECT FIT ALL DAY LONG:



**Fabric bleu, white:** 60% cotton, 40% polyester, 135 g/m<sup>2</sup>  
**Fabric blue/white striped:** 61% cotton, 39% polyester, 135 g/m<sup>2</sup>  
**Care:**

W	SS	☒	☒	☒	☒
☒	☒	☒	☒	☒	☒
☒	☒	☒	☒	☒	☒
☒	☒	☒	☒	☒	☒

1 | bleu



**1 | Men shirt Regular Fit 6723**

Button-down collar, hanger on the inside collar.

**Sizes:** 37/38–45/46

- bleu 6723.1285.029
- white 6723.1285.090
- blue/white striped 6723.1286.027

1 | bleu



A TRUE ALL-ROUNDER: LIGHT, HARD-WEARING AND COMFORTABLE:



**Fabric:** 62% cotton, 35% polyester, 3% elastane, 130 g/m<sup>2</sup>  
**Care:**

W	SS	☒	☒	☒	☒
☒	☒	☒	☒	☒	☒
☒	☒	☒	☒	☒	☒
☒	☒	☒	☒	☒	☒

3 | white



**3 | Men shirt Regular Fit 6665**

New Kent collar, breast pocket.

**Sizes:** 37/38–47/48

- black 6665.1120.010
- anthracite 6665.1120.011
- navy blue 6665.1120.020
- bleu 6665.1120.029
- white 6665.1120.090

3 | navy blue



More colours and styles in the GASTRO catalogue



2 | blue/white striped



2 | blue/white striped



**2 | Ladies blouse buttondown Regular Fit 6591**

Button-down collar, hanger on the inside collar.

**Sizes:** 32–52

- bleu 6591.1285.029
- white 6591.1285.090
- blue/white striped 6591.1286.027

4 | bleu



4 | white



**4 | Ladies blouse Regular Fit 6515**

Kent collar, wide cuff.

**Sizes:** 32–52

- black 6515.1120.010
- anthracite 6515.1120.011
- navy blue 6515.1120.020
- bleu 6515.1120.029
- white 6515.1120.090

OUR ENTRY-LEVEL MODELS IN A PLEASANT LIGHT FABRIC:




white



Easy Care

**Fabric:**  
55% cotton,  
45% polyester,  
110 g/m<sup>2</sup>  
**Care:**



1|  
white



**1 | Men shirt Regular Fit 6744**  
New Kent collar.  
**Sizes:** 35/36–47/48  
● white 6744.1450.090

1|  
white



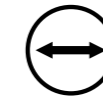
CREASE-RESISTANT AND MOISTURE-REGULATING:



denim look anthracite




denim look navy blue



Stretch

**Fabric:** 58% cotton  
39% polyester, 3% elastofin,  
131 g/m<sup>2</sup>  
**Care:**



3|  
denim look  
navy blue



**3 | Men shirt Regular Fit 67583**  
Turn-up sleeves, button-down collar, side contrast insert  
2 back pleats.  
**Sizes:** 37/38–45/46  
● denim look anthracite 67583.6980.011  
● denim look navy blue 67583.6980.020

3|  
denim look  
navy blue



2|  
white



2|  
white



**2 | Ladies blouse Regular Fit 6594**  
Kent collar.  
**Sizes:** 32–52  
● white 6594.1450.090

4|  
denim look  
navy blue



4|  
denim look  
navy blue



**4 | Ladies blouse Regular Fit 65583**  
Turn-up sleeves, button-down collar, side contrast insert  
inverted pleat.  
**Sizes:** 32–52  
● denim look anthracite 65583.6980.011  
● denim look navy blue 65583.6980.020




SUSTAINABLE, COMFORTABLE AND DURABLE:



**Fabric:**  
64 % polyester,  
36 % lyocell, 185 g/m<sup>2</sup>  
**Care:** [care icons]

Washing	Machine Washable
Drying	Machine Dryable
Ironing	Iron
Cleaning	Do not bleach
Other	Do not use fabric softener

WOOL FROM SUSTAINABLE ANIMAL HUSBANDRY:



**Fabric:** 50 % virgin wool,  
50 % acrylic, 230 g/m<sup>2</sup>  
**Care:** [care icons]

Washing	Machine Washable
Drying	Machine Dryable
Ironing	Iron
Cleaning	Do not bleach
Other	Do not use fabric softener

# OUR NEW POLO SHIRTS

1 | navy blue



**1 | Men polo shirt 36000**

Knitted polo collar, 3 button placket.

**Sizes:** XS-3XL

- white 36000.2145.090      ● black 36000.2145.010
- anthracite 36000.2145.011      ● navy blue 36000.2145.020
- bleu 36000.2145.029

2 | navy blue



**2 | Ladies polo shirt 35000**

Knitted polo collar, 4 button placket.

**Sizes:** XS-3XL

- white 35000.2145.090      ● black 35000.2145.010
- anthracite 35000.2145.011      ● navy blue 35000.2145.020
- bleu 35000.2145.029

3 | dark grey



**3 | Men- sweater Regular Fit 6040**

V-neck.

**Sizes:** S-3XL

- black 6040.5050.010
- dark grey 6040.5050.012
- dark blue 6040.5050.021

3 | black



4 | black



4 | dark grey



**4 | Ladies sweater Regular Fit 6050**

V-neck.

**Sizes:** XS-2XL

- black 6050.5050.010
- dark grey 6050.5050.012
- dark blue 6050.5050.021

A LARGER SELECTION OF GREIFF CORPORATE WEAR CAN BE FOUND IN OUR MAIN CATALOGUE

[catalog.greiff.de/corporate-en](http://catalog.greiff.de/corporate-en)



# FOR THE HIGHEST DEMANDS


PREMIUM




CORPORATE | PREMIUM



black



anthracite



navy blue



italian blue

ELEGANT, COMFORTABLE AND EASY TO CLEAN:



Bi-Stretch



Water & Dirt Repellent



Machine Washable

**Fabric:** 60% virgin wool, 36% polyester, 4% elastane, 200g/m<sup>2</sup>  
**Lining:** 100% polyester  
**Care:**


1|  
italian blue



**1| Men jacket Regular Fit 1142**  
2-button, 2 flap pockets, breast welt pocket, traveller features inside, side vents, back length 76 cm/size 50.  
**Sizes:** 44-62, 90-110, 24-28  
● black 1142.666.110 ● anthracite 1142.666.111  
● navy blue 1142.666.120 ● italian blue 1142.666.126

1|  
black



2|  
black

4|  
italian blue



**4| Ladies blazer Regular Fit 1454**  
2-button, 2 welt pockets, dividing seams, open sleeve slit, 1 zip pocket inside, side vents, back length 60 cm/size 38.  
**Sizes:** 32-52, 72-88  
● black 1454.666.110 ● anthracite 1454.666.111  
● navy blue 1454.666.120 ● italian blue 1454.666.126

4|  
navy blue



5|  
navy blue

2|  
italian blue



**2| Men trousers Regular Fit 1325**  
Elastic waistband, 2 side pockets, 2 hip welt pockets, half lined, ankle width 42 cm/size 50, inside leg 82 cm/size 50.  
**Sizes:** 44-62, 90-110, 24-28  
● black 1325.666.110 ● anthracite 1325.666.111  
● navy blue 1325.666.120 ● italian blue 1325.666.126

3|  
italian blue



**3| Men waistcoat Regular Fit 1634**  
4-button, 2 welt pockets, breast welt pocket, 1 inside pocket, fabric back, back length 58 cm/size 50.  
**Sizes:** 44-62, 90-110  
● black 1634.666.110 ● anthracite 1634.666.111  
● navy blue 1634.666.120 ● italian blue 1634.666.126

5|  
italian blue



**5| Ladies trousers Regular Fit 1355**  
High rise, straight cut, 2 side pockets, half lined, ankle width 38 cm/size 38, inside leg 82 cm.  
**Sizes:** 32-52, 72-88  
● black 1355.666.110 ● anthracite 1355.666.111  
● navy blue 1355.666.120 ● italian blue 1355.666.126

6|  
italian blue



**6| Ladies waistcoat Regular Fit 1721**  
4-button, 2 welt pockets, breast welt pocket, 1 inside pocket, fabric back, back length 54 cm/size 38.  
**Sizes:** 32-52  
● black 1721.666.110 ● anthracite 1721.666.111  
● navy blue 1721.666.120 ● italian blue 1721.666.126

# STAY RELAXED

CASUAL






glen check anthracite



glen check blue



glen check light grey



anthracite mottled

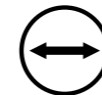


blue mottled



light grey mottled

CREASE-RESISTANT AND COMFORTABLE FOR MAKING THE RIGHT IMPRESSION:



Stretch



Machine Washable

**Fabric:** 53% polyester, 43% viskose, 4% elastane, 270 g/m<sup>2</sup> **Fabric:** light grey mottled und glen check light grey: 67% polyester, 28% viskose, 5% elastane, 270 g/m<sup>2</sup> **Lining:** 100% polyester  
**Care:**


1 | glen check anthracite



1 | Men jersey jacket Regular Fit 1139

2-button, 2 patched pockets, breast welt pocket, 2 inside pockets, side vents, half lined, back length 71 cm/size 50.

**Sizes:** 44-62, 94-110

- glen check anthracite 1139.2120.011 ● anthracite mottled 1139.2125.011
- glen check blue 1139.2120.021 ● blue mottled 1139.2125.021
- glen check light grey 1139.2150.016 ● light grey mottled 1139.2155.016

1+2 | light grey mottled

3 | glen check light grey



3 | Men jersey waistcoat Regular Fit 1631

5-button, 2 welt pockets, breast welt pocket, half lined, back length 60 cm/size 50.

**Sizes:** 44-62

- glen check anthracite 1631.2120.011 ● anthracite mottled 1631.2125.011
- glen check blue 1631.2120.021 ● blue mottled 1631.2125.021
- glen check light grey 1631.2150.016 ● light grey mottled 1631.2155.016

4 | glen check anthracite



4 | Ladies jersey blazer Regular Fit 1460

2-button, 2 patched pockets, side vents, half lined, back length 60 cm/size 38.

**Sizes:** 34-52

- glen check anthracite 1460.2120.011 ● anthracite mottled 1460.2125.011
- glen check blue 1460.2120.021 ● blue mottled 1460.2125.021
- glen check light grey 1460.2150.016 ● light grey mottled 1460.2155.016

Long blazer 1449 glen check blue



2 | anthracite mottled



2 | Men jersey trousers Regular Fit 1365

Elastic waistband, 2 side pockets, 2 hip welt pockets, half lined, 1 phone pocket, ankle width 32 cm/size 50, inside leg 78 cm/size 50.

**Sizes:** 44-62, 94-110

- anthracite mottled 1365.2125.011 ● light grey mottled 1365.2155.016
- blue mottled 1365.2125.021

3 | glen check anthracite



6 | glen check anthracite

6 | Ladies jersey waistcoat Regular Fit 1722

4-button, 2 welt pockets, fabric back, half lined, back length 55 cm/size 38.

**Sizes:** 34-52

- glen check anthracite 1722.2120.011 ● anthracite mottled 1722.2125.011
- glen check blue 1722.2120.021 ● blue mottled 1722.2125.021
- glen check light grey 1722.2150.016 ● light grey mottled 1722.2155.016

5 | anthracite mottled




5 | Ladies jersey trousers Regular Fit 1385

Mid rise, elastic waistband, straight cut, 2 side pockets, 2 mock hip welt pockets, half lined, ankle width 32 cm/size 38, inside leg 70 cm.

**Sizes:** 34-52, 72-88

- anthracite mottled 1385.2125.011 ● light grey mottled 1385.2155.016
- blue mottled 1385.2125.021


PERFECT FIT DUE TO STRETCH FIBRE CONTENT:



**Fabric:** 35% cotton, 35% polyester, 30% elast-omultiester, 205 g/m<sup>2</sup>  
**Care:** [Washing Machine icon] [No Bleach icon] [No Iron icon] [No Dry Clean icon]

Washing Machine	Grey
No Bleach	Grey
No Iron	Grey
No Dry Clean	Grey
Moisture Wicking	Grey
Stretch	Grey

MUST-HAVE FOR EVERY DAY:



**Fabric:** 98% cotton, 2% elastane, 348 g/m<sup>2</sup>  
**Care:** [Washing Machine icon] [No Bleach icon] [No Iron icon] [No Dry Clean icon]

Washing Machine	Blue Denim
No Bleach	Blue Denim
No Iron	Blue Denim
No Dry Clean	Blue Denim
Denim	Blue Denim
Stretch	Blue Denim

1 | navy blue



**1 | Men trousers Regular Fit 1318**  
 5-pocket cut, elastic and functional, ankle width 36 cm/size 50, inside leg 84 cm/size 50.  
**Sizes:** 44-62, 94-110  
 ● black 1318.2700.010 ● grey 1318.2700.014  
 ● navy blue 1318.2700.020 ● beige 1318.2700.039



1 | grey



3 | blue denim



**3 | Men jeans Regular Fit 1396**  
 5-pocket cut, ankle width 34 cm/size 50, inside leg 84 cm/size 50.  
**Sizes:** 44-62, 90-110  
 ● blue denim 1396.6970.020

3 | blue denim



2 | black



2 | navy blue



**2 | Ladies trousers Regular Fit 1372**  
 5-pocket cut, elastic and functional, mid rise, ankle width 28 cm/size 38, inside leg 80 cm.  
**Sizes:** 32-54, 72-88  
 ● black 1372.2700.010 ● grey 1372.2700.014  
 ● navy blue 1372.2700.020 ● beige 1372.2700.039



4 | blue denim



4 | blue denim



**4 | Ladies jeans Regular Fit 1397**  
 5-pocket cut, mid rise, ankle width 32 cm/size 38, inside leg 78 cm.  
**Sizes:** 32-52, 72-88  
 ● blue denim 1397.6970.020



# OUTFITS FOR PROFESSIONALS


GASTRO

Pinafore  
p. 37

LIGHT AND DURABLE:



denim look  
anthracite



denim look  
navy blue



Stretch



**Fabric:**  
52% cotton,  
45% polyester,  
3% elastolefin, 240g/m<sup>2</sup>  
**Care:** 30°C 30min

☑	☑
☑	☑
☑	☑
☑	☑

1 |  
denim look  
anthracite



**1 | Men jeans Regular Fit 1386**

Denim look, 5-pocket cut, contrast stitching, ankle width 36 cm, inside leg 84 cm/size 50.

**Sizes:** 44-56

- denim look anthracite 1386.6910.011
- denim look navy blue 1386.6910.020

2 |  
denim look  
anthracite



**2 | Ladies jeans Regular Fit 1387**

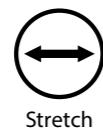
Denim look, mid rise, 5-pocket cut, contrast stitching, ankle width 34 cm, inside leg 82 cm/size 38.

**Sizes:** 32-46

- denim look anthracite 1387.6910.011
- denim look navy blue 1387.6910.020

GASTRO

COLOURFAST QUALITY IN COOL DENIM STYLES:



**Fabric:** 52 % cotton, 45 % polyester, 3 % elastolefin, 240 g/m<sup>2</sup>  
**Care:**


1 | denim look anthracite



**1 | Chef's jacket Regular Fit 55721**

Bikerstyle, metal press buttons, shoulder yoke with decorative stitching, turn-up sleeves, Arm pocket with logo, ventilation holes, back yoke, apron loop on collar.

**Sizes:** XS-3XL  
 ● denim look anthracite 55721.6910.011 ● denim look grey 55721.6910.014  
 ● denim look navy blue 55721.6910.020

2 | denim look grey



**2 | Chef's jacket Regular Fit 5592**

Denim look, metal press buttons, Arm pocket with logo, ventilation holes, apron loop on collar.

**Sizes:** XS-3XL  
 ● denim look grey 5592.6910.014

3 | denim look anthracite



**3 | Ladies chef's jacket Regular Fit 5415**


Bikerstyle, metal press buttons, shoulder yoke, turn-up sleeves, Arm pocket with logo, ventilation holes, back yoke, back and front side princess seams, apron loop on collar.

**Sizes:** XS-2XL  
 ● denim look anthracite 5415.6910.011 ● denim look grey 5415.6910.014  
 ● denim look navy blue 5415.6910.020

2 | denim look grey



IDEAL COMPANION FOR THE KITCHEN:



**Fabric:** 49 % polyester, 49 % cotton, 2 % elastolefin, 200 g/m<sup>2</sup>  
**Care black:**   
**Care white:**


4 | white



**4 | Chef's jacket Regular Fit 5569**

Concealed press buttons, breast welt pocket, Arm pocket with logo, ventilation holes, back side princess seams.

**Sizes:** S-3XL  
 ● white 5569.6220.090 ● black 5569.6220.010

5 | white



**5 | Chef's jacket Regular Fit 5566**

Breast welt pocket, ventilation holes, back side princess seams.

**Sizes:** XS-3XL  
 ● white 5566.6220.090 ● black 5566.6220.010

6 | white



**6 | Ladies chef's Regular Fit 5407**

Arm pocket with logo, ventilation holes, back and front side princess seams.

**Sizes:** XS-2XL  
 ● white 5407.6220.090 ● black 5407.6220.010

7 | black



**7 | Men cargo trousers Regular Fit 5336**

Elastic waistband with drawstring, 2 side pockets, 2 cargo pockets, ankle, width 36 cm/size M, inside leg 84 cm/size M.

**Sizes:** S-3XL  
 ● black 5336.6220.010



HARD-WEARING CLASSIC STYLES:



**Fabric:** 65% polyester, 35% cotton, 210 g/m<sup>2</sup>  
**Care black und light grey:**   
**Care white:**

	_____
	_____
	_____
	_____
	_____

1| white



2| white



**1 | Chef's jacket Regular Fit 5580**  
 Concealed press buttons, sleeve pocket, ventilation holes.  
**Sizes:** XXS–5XL  
 ● white 5580.8000.090 ● black 5580.8000.010  
 ● light grey 5580.8000.015



**2 | Ladies chef's jacket Regular Fit 5405**  
 Concealed press buttons, sleeve pocket, ventilation holes, front side princess seams.  
**Sizes:** XS–3XL  
 ● white 5405.8000.090 ● black 5405.8000.010

3| black



**3 | Men slip trousers Regular Fit 2100**  
 Elastic waistband with drawstring, 2 side pockets, 1 hip pocket, inside leg 83 cm/size M.  
**Sizes:** XS–4XL  
 ● black 2100.8000.010

4| black



**4 | Ladies trousers Regular Fit 5313**  
 Elastic waistband at the back, 2 side pockets, 1 hip pocket, inside leg 82 cm.  
**Sizes:** 32–54  
 ● black 5313.8000.010

MADE FROM DURABLE BLENDED FABRIC:



b/w check pattern



**Fabric:** 60% cotton, 40% polyester, 220 g/m<sup>2</sup>  
**Care:**



	_____
	_____
	_____
	_____
	_____

5| b/w check pattern



**5 | Men trousers Regular Fit 5321**  
 5-pocket cut, elastic waistband at the back, 2 side pockets, ankle width 38 cm/size 50, inside leg 84 cm/size 50.  
**Sizes:** 42–62  
 ● b/w check pattern 5321.1855.018

5| b/w check pattern



**6 | Ladies trousers Regular Fit 5319**  
 5-pocket cut, elastic waistband at the back, 2 side pockets, ankle width 36 cm/size 38, inside leg 82 cm/size 38.  
**Sizes:** 32–52  
 ● b/w check pattern 5319.1855.018

6| b/w check pattern



6| b/w check pattern







Bluse  
p. 15


TIMELESS &  
INDESTRUCTIBLE


SERVICE


COMFORTABLE AND LIGHT-WEIGHT:

  
denim look grey


  
denim look navy blue

  
denim look anthracite


  
denim look camel





  
Stretch

INCLUDES



**Gewebe:**  
52% cotton,  
45% polyester,  
3% elastofelin, 240g/m<sup>2</sup>

**Pflege:** 

1 |  
denim look  
grey



**1 | Men waistcoat Regular Fit 1619**  
Denim look, 5-button, 2 double piping pockets, 1 patched breast pocket, adjustable drawstring waist, back length 60 cm/size M.  
**Sizes:** S-2XL  
● denim look anthracite 1619.6910.011 ● denim look grey 1619.6910.014  
● denim look navy blue 1619.6910.020 ● denim look camel 1619.6910.038


2 |  
denim look  
grey



**2 | Ladies waistcoat Regular Fit 1716**  
Denim look, 4-button, 2 double piping pockets, 1 patched breast pocket, adjustable drawstring waist, back length 55 cm/size M.  
**Sizes:** XS-2XL  
● denim look anthracite 1716.6910.011 ● denim look grey 1716.6910.014  
● denim look navy blue 1716.6910.020 ● denim look camel 1716.6910.038

GASTRO

RELIABLE BLENDS COMORTABLE TO WEAR:



**Fabric:** 65% polyester, 35% cotton, 215 g/m<sup>2</sup>  
**Care:** [care icons]

[icon]	[ ]
[icon]	[ ]
[icon]	[ ]
[icon]	[ ]
[icon]	[ ]

1 | brown



**1 | Men waistcoat Regular Fit 1609**

Lapel collar, 5 press buttons, 2 welt pockets, breast welt pocket, fabric back, adjustable drawstring waist, without lining, back length 60 cm/size 50.

**Sizes:** S-2XL

- black 1609.6400.010
- anthracite 1609.6400.011
- navy blue 1609.6400.020
- brown 1609.6400.030
- taupe 1609.6400.035
- bordeaux 1609.6400.053

2 | brown



**2 | Ladies waistcoat Regular Fit 1717**

Lapel collar, 4 press buttons, 2 welt pockets, breast welt pocket, fabric back, adjustable drawstring waist, without lining, back length 55 cm/size M.

**Sizes:** XS-2XL

- black 1717.6400.010
- anthracite 1717.6400.011
- navy blue 1717.6400.020
- brown 1717.6400.030
- taupe 1717.6400.035
- bordeaux 1717.6400.053



ONE FOR EVERYTHING

VERSATILE AND EASY TO COORDINATE

SOMETHING FOR EVERYONE! OUR LARGEST COLOUR SELECTION:



**Fabric:** 65% polyester, 35% cotton, 215 g/m<sup>2</sup>  
**Care white:** [care icons]  
**Care bunt:** [care icons]

[icon]	[ ]
[icon]	[ ]
[icon]	[ ]
[icon]	[ ]
[icon]	[ ]



3 | taupe



**3 | Pinafore 40440**

Width/length 77x100 cm, adjustable necklace.

- white 40440.6400.090
- black 40440.6400.010
- navy blue 40440.6400.020
- brown 40440.6400.030
- sand 40440.6400.039
- red 40440.6400.050
- anthracite 40440.6400.011
- royal blue 40440.6400.026
- taupe 40440.6400.035
- kiwi 40440.6400.046
- bordeaux 40440.6400.053

4 | taupe



**4 | Apron 4194**

Width/length 90x50 cm.

- white 4194.6400.090
- black 4194.6400.010
- navy blue 4194.6400.020
- brown 4194.6400.030
- sand 4194.6400.039
- red 4194.6400.050
- anthracite 4194.6400.011
- royal blue 4194.6400.026
- taupe 4194.6400.035
- kiwi 4194.6400.046
- bordeaux 4194.6400.053



A LARGER SELECTION OF GREIFF GASTRO WEAR CAN BE FOUND IN OUR MAIN CATALOGUE

[catalog.greiff.de/gastro-en](http://catalog.greiff.de/gastro-en)





Unisex scrub top  
p. 40

Ladies scrub top  
p. 40

# FOR EVERY EMERGENCY

CARE

PLEASANT TO WEAR, EVEN NEXT TO SKIN:



**Fabric:**  
50% lyocell,  
50% polyester, 155g/m<sup>2</sup>  
**Care:** [washing symbols]

[Washing symbol]	[Washing symbol]
[Washing symbol]	[Washing symbol]
[Washing symbol]	[Washing symbol]
[Washing symbol]	[Washing symbol]
[Washing symbol]	[Washing symbol]

1 |  
dark blue



**1 | Unisex scrub top Regular Fit 5006**

Stand-up collar, short sleeve, invisible press buttons, 2 patched pockets, breast pocket with pen holder, side vents, Keyloop integrated in left pocket, back length 75 cm/size M.

**Sizes:** XS-4XL

- white 5006.6560.090      ● dark blue 5006.6560.022
- dark green 5006.6560.040      ● bordeaux 5006.6560.053
- black 5006.6560.010

2 |  
bordeaux



1 |  
dark blue



2 |  
dark blue



**2 | Ladies scrub top Regular Fit 5110**

Stand-up collar, short sleeve, asymmetric press buttons, 2 patched pockets, pearl press buttons, back and front side princess seams, Keyloop integrated in left pocket, back length 71cm/size M.

**Sizes:** XS-4XL

- white 5110.6560.090      ● dark blue 5110.6560.022
- dark green 5110.6560.040      ● bordeaux 5110.6560.053
- black 5110.6560.010

3 |  
dark blue



**3 | Unisex trousers 21011**

Elastic waistband with drawstring, 2 slant pockets, integrated phone pocket, 2 patched pockets, adjustable elastic ribbon in the hem, inside leg 80 cm/size M.

**Sizes:** XS-4XL

- white 21011.6560.090      ● black 21011.6560.010
- dark blue 21011.6560.022

CARE



white



mid blue



matt pink



light grey



lime green

SUPER SOFT WITH VELVETY SURFACE TEXTURE:

**GREEN  
BUTTON**  
GOOD FOR PEOPLE.  
GOOD FOR NATURE.  
www.g-k.eu/greiff

**Fabric:**  
50% cotton,  
50% polyester, 175 g/m<sup>2</sup>  
**Care:**




1 |  
light grey



1 |  
light grey



**1 | Ladies scrub top Regular Fit 5105**  
V-neck, short sleeve, 3 patched pocket, integrated phone pocket, side vents, longer back, Keyloop integrated in left pocket, back length 74 cm/size M.  
**Sizes:** XS-4XL  
● white 5105.6550.090    ● light grey 5105.6550.015  
● mid blue 5105.6550.023    ● lime green 5105.6550.042  
● matt pink 5105.6550.056



3 |  
mid blue



**3 | Unisex scrub top Regular Fit 5006**  
Stand-up collar, short sleeve, invisible press buttons, 2 patched pockets, breast pocket with pen holder, side vents, Keyloop integrated in left pocket, back length 75 cm/size M.  
**Sizes:** XS-4XL  
● white 5006.6550.090    ● light grey 5006.6550.015  
● mid blue 5006.6550.023    ● lime green 5006.6550.042  
● matt pink 5006.6550.056



3 |  
mid blue

4 |  
mid blue



2 |  
matt pink

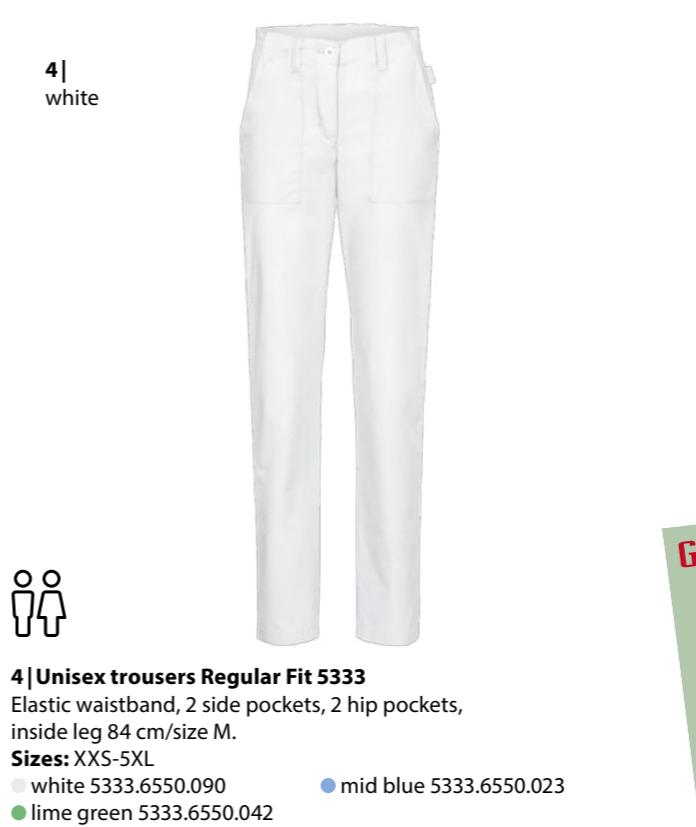


**2 | Unisex scrub top Regular Fit 5003**  
Envelope collar, short sleeve, 2 patched pockets, breast pocket with pen holder, side vents, Keyloop integrated in left pocket, back length 75 cm/size M.  
**Sizes:** XXS-5XL  
● white 5003.6550.090    ● light grey 5003.6550.015  
● mid blue 5003.6550.023    ● lime green 5003.6550.042  
● matt pink 5003.6550.056



2 |  
lime green

2 |  
light grey



4 |  
white



**4 | Unisex trousers Regular Fit 5333**  
Elastic waistband, 2 side pockets, 2 hip pockets, inside leg 84 cm/size M.  
**Sizes:** XXS-5XL  
● white 5333.6550.090    ● mid blue 5333.6550.023  
● lime green 5333.6550.042



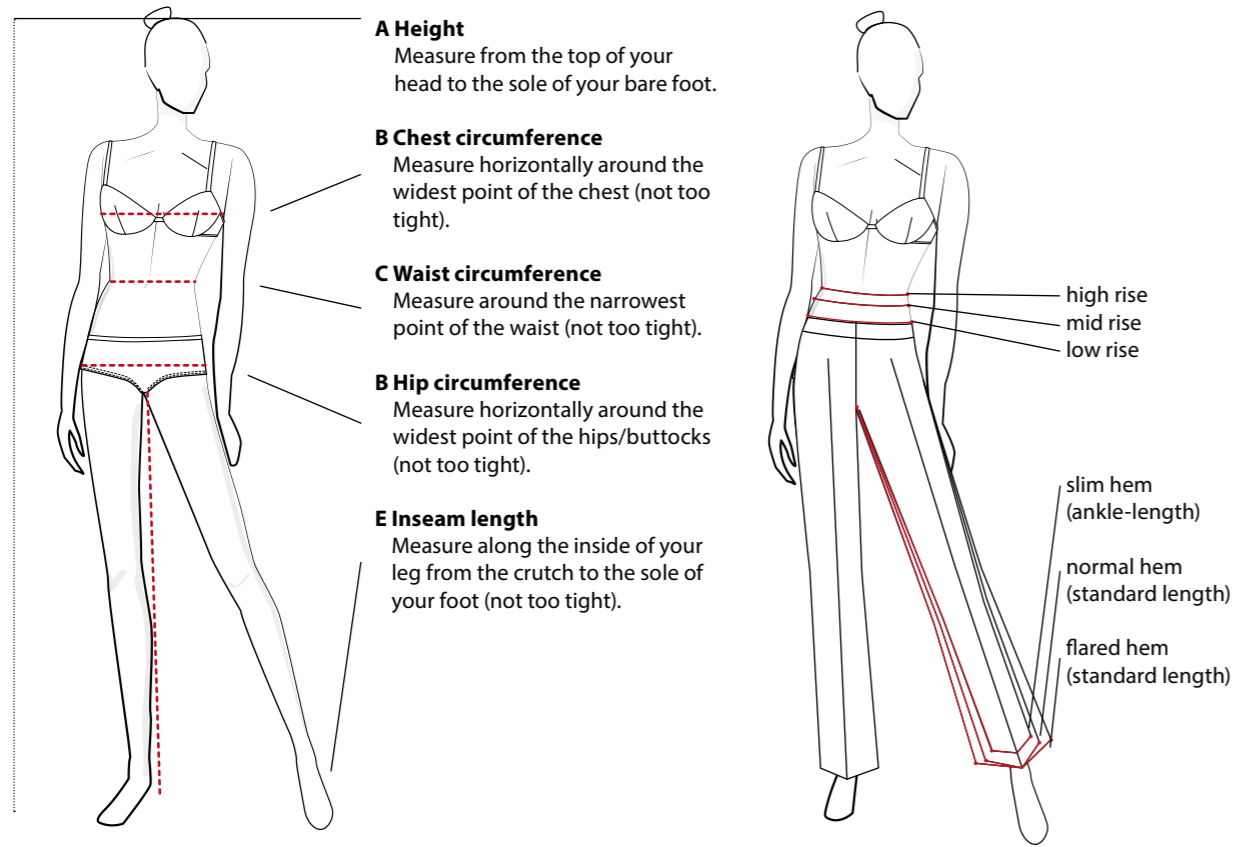
A LARGER SELECTION  
OF GREIFF CARE CAN  
BE FOUND IN OUR MAIN  
CATALOGUE

[catalog.greiff.de/care-en](http://catalog.greiff.de/care-en)



# HOW TO FIND THE RIGHT SIZE

## LADIES



REGULAR												
US Size	XS		S		M		L		XL		XXL	
Germany	32	34	36	38	40	42	44	46	48	50	52	
Great Britain	6R	8R	10R	12R	14R	16R	18R	20R	22R	24R	26R	
France	34	36	38	40	42	44	46	48	50	52	54	
A Body height	165-172	165-172	165-172	165-172	165-172	165-172	165-172	165-172	165-172	165-172	165-172	
B Chest	74-77	78-81	82-85	86-89	90-93	94-97	98-102	103-107	108-113	114-119	120-125	
C Waist	59-62	63-65	66-69	70-73	74-77	78-81	82-85	86-90	91-95	96-102	103-108	
D Hip	82-85	86-89	90-93	94-97	98-101	102-105	106-109	110-113	114-117	118-122	123-127	
E Inside leg	79	79	79	79	79	79	79	79	79	79	79	

SLIM												
Germany		68	72	76	80	84	88	92	96	100	104	
Great Britain		8L	10L	12L	14L	16L	18L	20L				
France		36L	38L	40L	42L	44L	46L	48L				
A Body height		173-180	173-180	173-180	173-180	173-180	173-180	173-180	173-180	173-180	173-180	
B Chest		78-81	82-85	86-89	90-93	94-97	98-102	103-107	108-113	114-119	120-125	
C Waist		63-65	66-69	70-73	74-77	78-81	82-85	86-90	91-95	96-102	103-108	
D Hip		86-89	90-93	94-97	98-101	102-105	106-109	110-113	114-117	118-122	123-127	
E Inside leg		83	83	83	83	83	83	83	83	83	83	

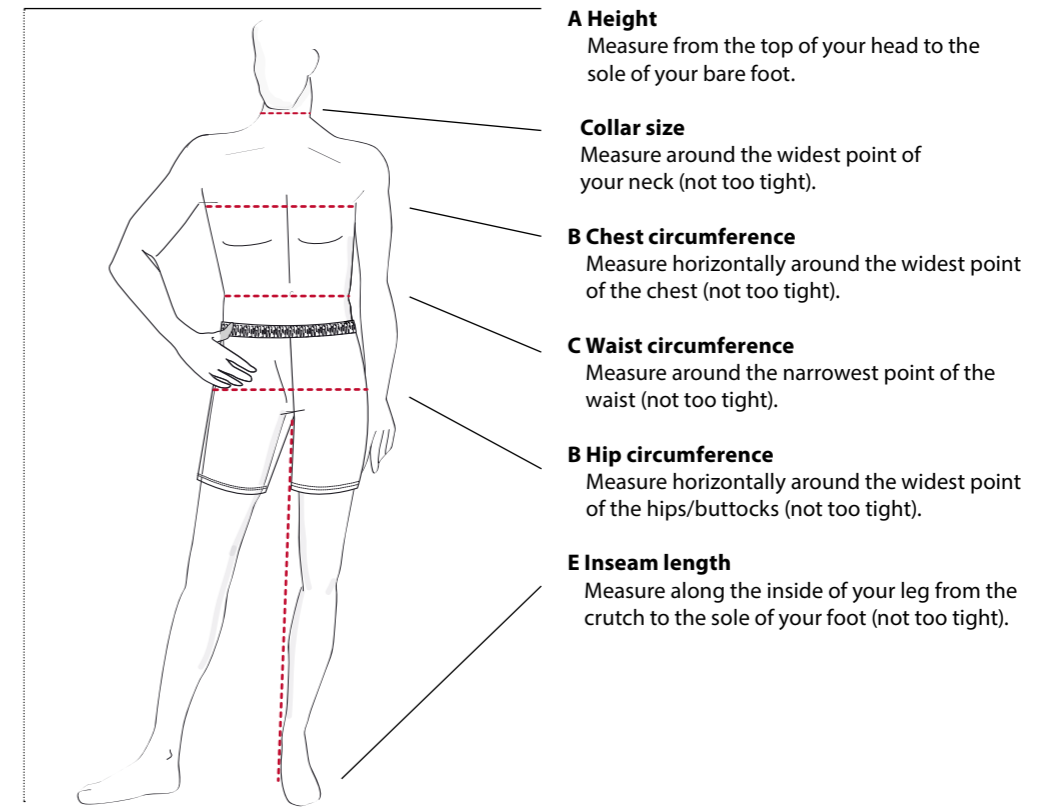
  

STOCKY												
Germany	16	17	18	19	20	21	22	23	24	25	26	
Great Britain	6S	8S	10S	12S	14S	16S	18S	20S	22S	24S		
France	34C	36C	38C	40C	42C	44C	46C	48C	50C	52C		
A Body height		157-164	157-164	157-164	157-164	157-164	157-164	157-164	157-164	157-164	157-164	
B Chest		78-81	82-85	86-89	90-93	94-97	98-102	103-107	108-113	114-119	120-125	
C Waist		63-65	66-69	70-73	74-77	78-81	82-85	86-90	91-95	96-102	103-108	
D Hip		86-89	90-93	94-97	98-101	102-105	106-109	110-113	114-117	118-122	123-127	
E Inside leg		75	75	75	75	75	75	75	75	75	75	

UNISEX																				
Unisex GREIFF	XXS		XS		S		M		L		XL		XXL		3XL		4XL		5XL	
Ladies	32	34	36	38	40	42	44	46	48	50	52	54	56	58	60	62	64	66	68	
Men	38	40	42	44	46	48	50	52	54	56	58	60	62	64	66	68	70	72	74	

## MEN



NORMAL											
US Size	XS	S		M		L		XL		XX L	
Collar	35/36	37/38		39/40		41/42		43/44		45/46	
Germany	42	44	46	48	50	52	54	56	58	60	62
Great Britain	Sakkos	34R	36R	38R	40R	42R	44R	46R	48R	50R	52R
	Hosen	28R	30R	32R	34R	36R	38R	40R	42R	44R	46R
France	Hosen	38	40	42	44	46	48	50	52	54	56
A Body height	162-166	166-170	168-173	171-176	174-179	177-182	180-184	182-186	184-188	186-192	190-194
B Chest	82-85	86-89	90-93	94-97	98-101	102-105	106-109	110-113	114-117	118-121	122-125
C Waist	70-73	74-77	78-81	82-85	86-89	90-93	94-99	100-103	104-107	109-113	114-117
D Hip	85-88	89-92	93-96	97-100	101-104	105-108	109-112	113-117	118-121	122-125	126-129
E Inside leg	78	79	80	81	82	84	86	87	87	87	88

SLIM											
Germany		88	90	94	98	102	106	110	114	118	122
Great Britain	Sakkos		36L	38L	40L	42L	44L	46L	48L	50L	
	Hosen		30L	32L	34L	36L	38L	40L	42L	44L	
France	Hosen		40L	42L	44L	46L	48L	50L	52L	54L	56L
A Body height		172-176	177-181	180-184	182-186	184-188	187-191	189-193	191-194	193-196	195-198
B Chest		84-87	88-91	92-95	96-99	100-103	104-107	108-111	112-115	116-119	120-123
C Waist		72-75	76-79	80-83	84-87	88-91	92-95	96-100	101-105	106-110	111-115
D Hip		89-92	93-96	97-100	101-104	105-108	109-112	113-117	118-121	122-125	126-129
E Inside leg		84	85	86	87	89	91	92	92	92	93

STOCKY											
Germany		22	23	24	25	26	27	28	29	30	31
Great Britain			24	25	26	27	28	29	30	31	
France			24	25	26	27	28	29	30	31	
A Body height		159-164	162-167	165-170	168-173	171-176	173-178	175-180	177-182	179-184	181-186
B Chest		90-93	94-97	98-101	102-105	106-109	110-113	114-117	118-121	122-125	126-129
C Waist		78-81	82-85	86-87	90-93	94-97	98-102	103-107	108-112	113-117	118-122
D Hip		86-89	90-93	94-97	98-101	102-105	106-109	110-113	114-117	118-122	123-127
E Inside leg		75	76	77	78	80	82	83	83	83	84



**GREIFF MODE GMBH & CO. KG**

Memmeldorfer Straße 250  
96052 Bamberg · Germany  
**greiff.de**



**GREIFF**

GREIFF SUITS

